

# Welcome to Fern Green Primary School

Briefing for P1 Parents on First Day of School  
Tuesday, 2 January 2024



Fern Green

# School Orientation 2024 for P1 Parents & Students



Fern Green

Scan to Access School Calendars & Download Notifications

School Calendars



<https://www.ferngreenpri.moe.edu.sg/general-information/School-Calendar/>

School Notifications



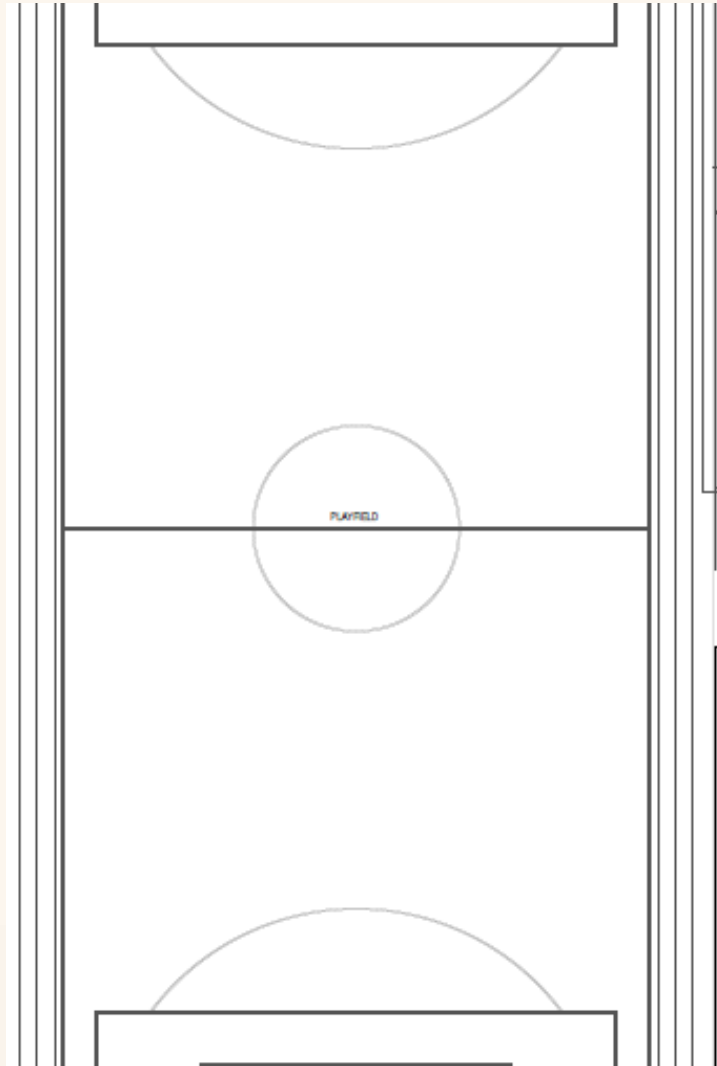
<https://www.ferngreenpri.moe.edu.sg/general-information/notifications/2023/>

# For Safety Evacuation

## Assembly point in the field



Fern Green



# **2 Jan 2024, Tuesday**

## **P1 Day 1 Objectives:**

---

1. Smooth transition for your P1 child.
2. Building a **collaborative partnership** with you.
3. **Share** effective knowledge and practices in the areas of **character education, literacy and numeracy.**

# Your Child/Ward Experience



Fern Green

Programmes
Meeting & Getting to Know their Form Teachers
Art Activity
Music Activity
School Tour
Snack Break
Show & Tell
Recess with You
Reflection
<b>Staggered Dismissal from 1.10pm</b>



*Reflective Inquirers, Aspiring Advocates, Steadfast Leaders*

# Your Experience



Fern Green

Programme	Venue
Talk by School Principal, Ms Kong	<b>Special Rooms (Level 6)</b>
FTs Engagement & Writing of Encouragement Note	<b>Level 6 Classrooms</b>
Recess Experience with Child	<b>Canteen</b>
English – Sharing by HOD/SH English	<b>Level 6 Classrooms</b>
Math – Sharing by SSD/Experienced Math teacher	
Mother Tongue – Sharing by HOD/SH/ST Mother Tongue	
Character and Citizenship Education (CCE) & Student Management (SM) - Sharing by HOD CCE & SH-SWB	

*Reflective Inquirers, Aspiring Advocates, Steadfast Leaders*



# Recess Experience

- 40min Recess (Only today)
- You may purchase food from the canteen stalls together with your child/ward
- Sit together with your child
- You may introduce your child to the various stalls
- You may take your child around to show them the book shop and the nearest toilets to the canteen

# Ignite & Shine!

## **Primary 1 Orientation Programme Outline for Parents**

---



<b>Time &amp; Programme</b>	<b>BLACK</b> <i>6R1 classroom</i>	<b>BLUE</b> <i>6R2 classroom</i>	<b>GREEN</b> <i>6R3 classroom</i>	<b>ORANGE</b> <i>6IN classroom</i>	<b>PINK</b> <i>6C Classroom</i>	<b>PURPLE</b> <i>6H Classroom</i>	<b>RED</b> <i>6D Classroom</i>	<b>YELLOW</b> <i>6M Classroom</i>
<b>0830 - 0900</b>	<b>Registration at SBC</b>							
<b>0900 - 0945</b> <i>HODs / SHs / STs Engagement (20min each)</i>	<b>Principal's Engagement</b>	<b>Principals's Engagement</b>	<b>FT's engagement &amp; Writing of encouragement notes</b> <b>Confirmation of dismissal points</b>	<b>FT's engagement &amp; Writing of encouragement notes</b> <b>Confirmation of dismissal points</b>	<b>EL - Raising Ready Steady Readers</b> <b>Classrooms (Level 6)</b>	<b>EL - Raising Ready Steady Readers</b> <b>Classrooms (Level 6)</b>	<b>Roots of Character</b> <b>Classrooms (Level 6)</b>	<b>Roots of Character</b> <b>Classrooms (Level 6)</b>
	<b>Special Rooms (Level 6)</b>	<b>Special Rooms (Level 6)</b>	<b>Classrooms (Level 6)</b>	<b>Classrooms (Level 6)</b>	<b>Fun With MT</b>	<b>Fun With MT</b>	<b>MA - Funtastic Math</b>	<b>MA - Funtastic Math</b>
<b>0945 - 1030</b> <i>Recess is 40min. Parents and students to assemble respectively at 1025 to be dismissed.</i>	<b>FT's engagement &amp; Writing of encouragement notes</b> <b>Confirmation of dismissal points</b>	<b>FT's engagement &amp; Writing of encouragement notes</b> <b>Confirmation of dismissal points</b>	<b>Recess with Child</b>  <i>Parents meet children at SBC</i>	<b>Recess with Child</b>  <i>Parents meet children at SBC</i>	<b>Principal's Engagement</b>	<b>Principal's Engagement</b>	<b>EL - Raising Ready Steady Readers</b> <b>Classrooms (Level 6)</b>	<b>EL - Raising Ready Steady Readers</b> <b>Classrooms (Level 6)</b>
	<b>Classrooms (Level 6)</b>	<b>Classrooms (Level 6)</b>	<b>Canteen</b>	<b>Canteen</b>	<b>Special Rooms (Level 6)</b>	<b>Special Rooms (Level 6)</b>	<b>Fun With MT</b>	<b>Fun With MT</b>
<b>1030 - 1115</b> <i>Recess is 40min. Parents and students to assemble respectively at 1110 to be dismissed. HODs / SHs Engagement (20min each)</i>	<b>Recess with Child</b>  <i>Parents meet children at SBC</i>	<b>Recess with Child</b>  <i>Parents meet children at SBC</i>	<b>EL - Raising Ready Steady Readers</b> <b>Classrooms (Level 6)</b>	<b>EL - Raising Ready Steady Readers</b> <b>Classrooms (Level 6)</b>	<b>Roots of Character</b> <b>Classrooms (Level 6)</b>	<b>Roots of Character</b> <b>Classrooms (Level 6)</b>	<b>Principal's Engagement</b>	<b>Principal's Engagement</b>
	<b>Canteen</b>	<b>Canteen</b>	<b>Fun With MT</b>	<b>Fun With MT</b>	<b>MA - Funtastic Math</b>	<b>MA - Funtastic Math</b>	<b>Special Rooms (Level 6)</b>	<b>Special Rooms (Level 6)</b>

<b>Time &amp; Programme</b>	<b>BLACK</b> <i>6R1 classroom</i>	<b>BLUE</b> <i>6R2 classroom</i>	<b>GREEN</b> <i>6R3 classroom</i>	<b>ORANGE</b> <i>6IN classroom</i>	<b>PINK</b> <i>6C Classroom</i>	<b>PURPLE</b> <i>6H Classroom</i>	<b>RED</b> <i>6D Classroom</i>	<b>YELLOW</b> <i>6M Classroom</i>
<b>1115 -1200</b> Recess is 40min. Parents and students to assemble respectively at 1155 to be dismissed. HODs / SHs / STs Engagement (20min each)	<b>Roots of Character</b>  <b>Classrooms (Level 6)</b>	<b>Roots of Character</b>  <b>Classrooms (Level 6)</b>	<b>Principal's Engagement</b>  <b>Special Rooms (Level 6)</b>	<b>Principal's Engagement</b>  <b>Special Rooms (Level 6)</b>	<b>Recess with Child</b>  Parents meet children at SBC  <b>Canteen</b>	<b>Recess with Child</b>  Parents meet children at SBC  <b>Canteen</b>	<b>FT's engagement &amp; Writing of encouragement notes</b>  <b>Confirmation of dismissal points</b>  <b>Classrooms (Level 6)</b>	<b>FT's engagement &amp; Writing of encouragement notes</b>  <b>Confirmation of dismissal points</b>  <b>Classrooms (Level 6)</b>
	<b>MA - Funtastic Math</b>	<b>MA - Funtastic Math</b>						
<b>1200 -1245</b> Recess is 40min. Parents and students to assemble respectively at 1240 to be dismissed. HODs / SHs / STs Engagement (20min each)	<b>EL - Raising Ready Steady Readers</b>  <b>Classrooms (Level 6)</b>	<b>EL - Raising Ready Steady Readers</b>  <b>Classrooms (Level 6)</b>	<b>Roots of Character</b>  <b>Classrooms (Level 6)</b>	<b>Roots of Character</b>  <b>Classrooms (Level 6)</b>	<b>FT's engagement &amp; Writing of encouragement notes</b>  <b>Confirmation of dismissal points</b>  <b>Classrooms (Level 6)</b>	<b>FT's engagement &amp; Writing of encouragement notes</b>  <b>Confirmation of dismissal points</b>  <b>Classrooms (Level 6)</b>	<b>Recess with Child</b>  Parents meet children at SBC  <b>Canteen</b>	<b>Recess with Child</b>  Parents meet children at SBC  <b>Canteen</b>
	<b>Fun With MT</b>	<b>Fun With MT</b>						
<b>1245 - 1315</b>	<b>"Tips to Ease Your Child into P1" by Ms Serene Khoo (Year Head, Lower Primary. ZOOM in classrooms)</b> <b>Parents' Feedback through QR code</b>							
<b>1315</b>	<b>Dismissal (Simulation of how P1 students will be dismissed daily. Parents to wait at respective dismissal points.)</b>							

*Reflective Inquirers, Aspiring Advocates, Steadfast Leaders*





Classroom  
Routines &  
Expectations

Orientation  
Period

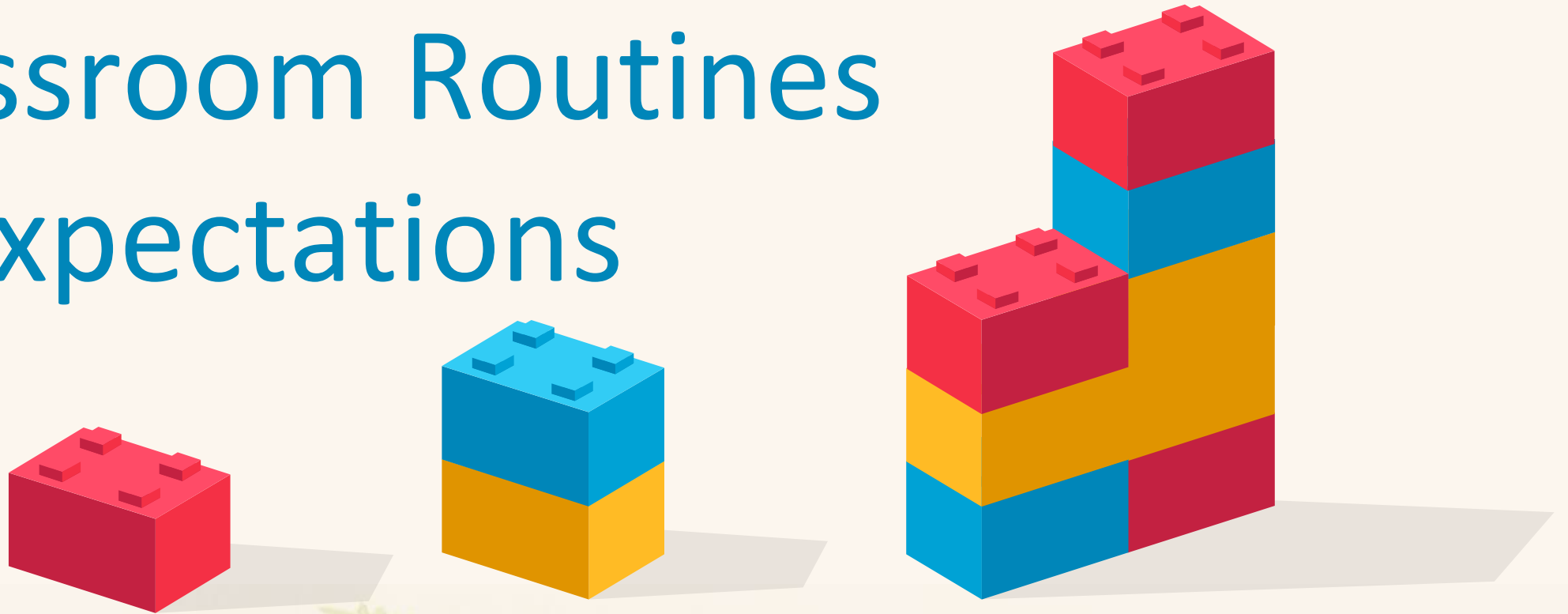
Communication  
Channels

E-Learning







# Classroom Routines & Expectations





# Classroom Routines & Expectations

- **Class-related information**
- **Study Routine**
- **Promote love for reading** (bring a storybook to school daily)
- Bring **handbook** every day
- Ensure pencil case has stationery ready for use
- **Spelling Days**
  - English: Tuesday
  - Mother Tongue: Friday
  - Parents to acknowledge
- **Ensure forms and assignments are handed in promptly**



# Classroom Routines & Expectations



Fern Green

- Attire**

**Half uniform**

Name tags must be ironed on / sewn above the school crest.

Boys – School Bermuda Shorts and PE T-shirt.  
Girls – School Skirt and PE T-shirt.

Only white socks that cover the ankles.  
Black PVC/canvas shoes that cover the feet fully.

**Half Uniform (P1–P2)**  
School PE T-shirt and Bermuda Shorts (Boys)  
School PE T-shirt and Skirt (Girls)

**PE attire**

Name tags must be ironed on / sewn above the school crest.

PE shorts and PE T-shirt.

**PE Attire (All)**  
School PE T-shirt and PE Shorts.


	Days with PE or PAL Lessons	Days with no PE or PAL Lessons
<b>Primary 1 &amp; Primary 2</b>	PE Attire: School PE T-Shirt and PE Shorts. *Students can continue to wear their PE attire for the whole day.	Half Uniform: School PE T-Shirt and Bermuda Shorts (Boys) School PE T-Shirt and Skirt (Girls)

# Classroom Routines & Expectations



Fern Green

- **Attire**
- **Attendance**  
(Inform school / Form Teachers of absence through ClassDojo or General Office Tel: 6834 3100)
- **Prepare healthy snacks for Snack break daily (in a lunchbox)**




*Reflective Inquirers, Aspiring Advocates, Steadfast Leaders*



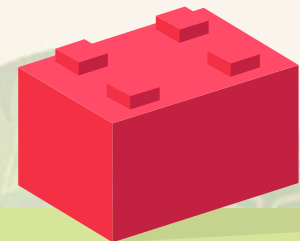
# Dismissal Points

Teachers will tie **different coloured ribbons** onto your child's bag to indicate the respective dismissal points.

Colour of Ribbon	Dismissal Point
Purple	Porch
Green	Raffles Student Care (level 2 corridor)
Silver	School Bus (Sheltered Basketball Court- SBC)
Red	Waiting for siblings (canteen)
YELLOW	SuperTalent SCC (Art Muse beside porch)



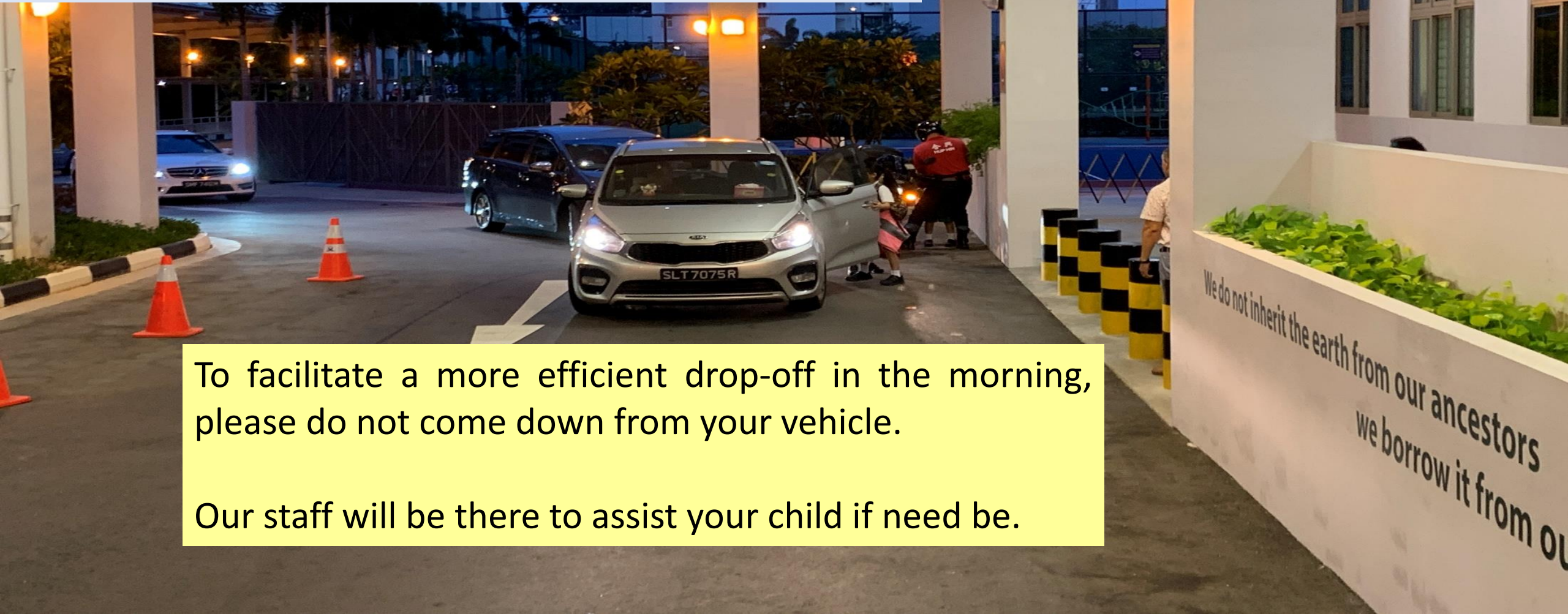
**Dismissal timing**  
**Today (staggered): 1.10pm – 1.20pm**  
**Tomorrow onwards: 1.25pm**





Parents who are driving into the school are reminded NOT to park your vehicles here (at the Drop-Off Area).

For the safety of all road users, please observe all traffic rules and do not jaywalk.

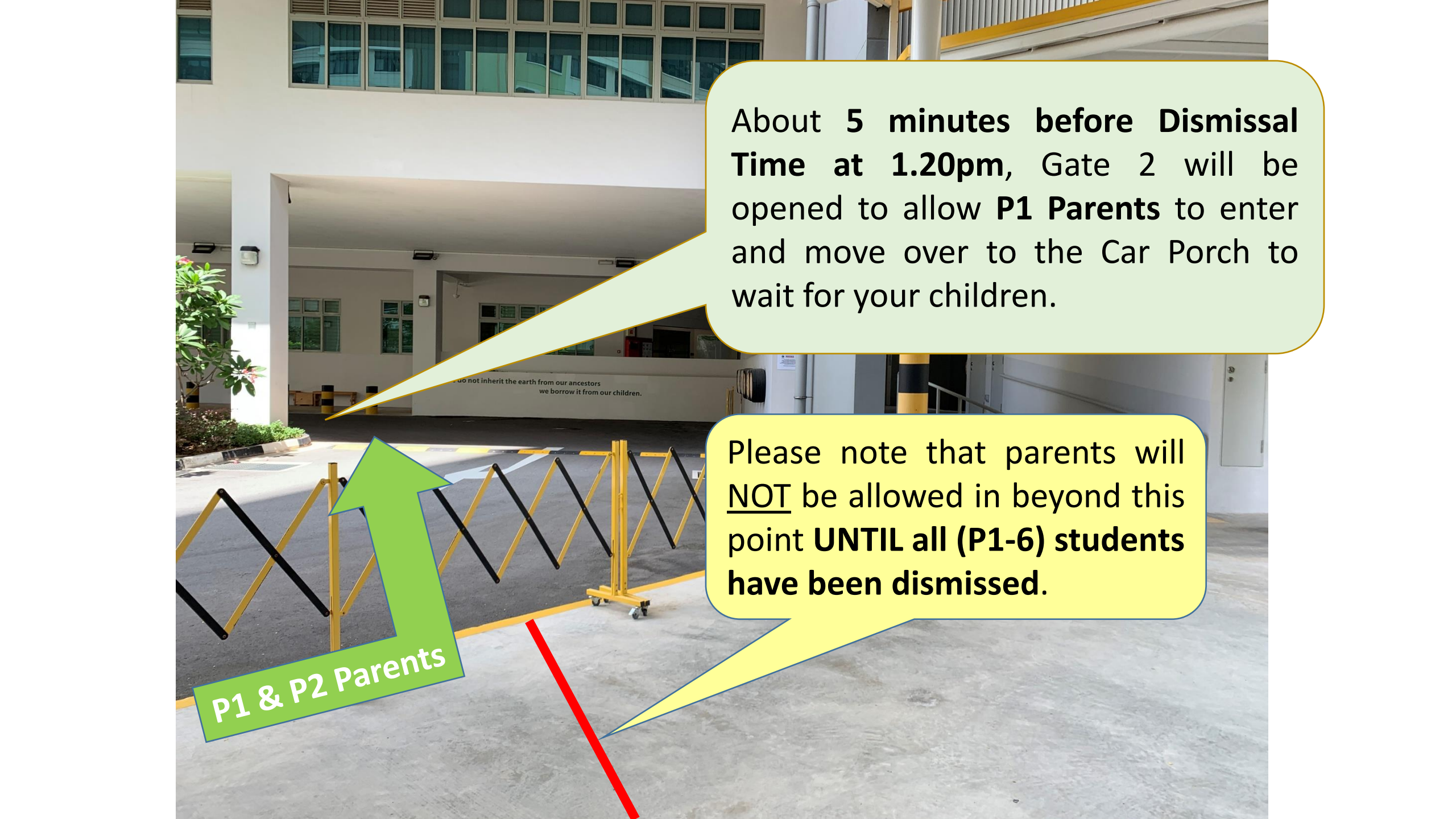


To facilitate a more efficient drop-off in the morning, please do not come down from your vehicle.

Our staff will be there to assist your child if need be.



# Dismissal Arrangements

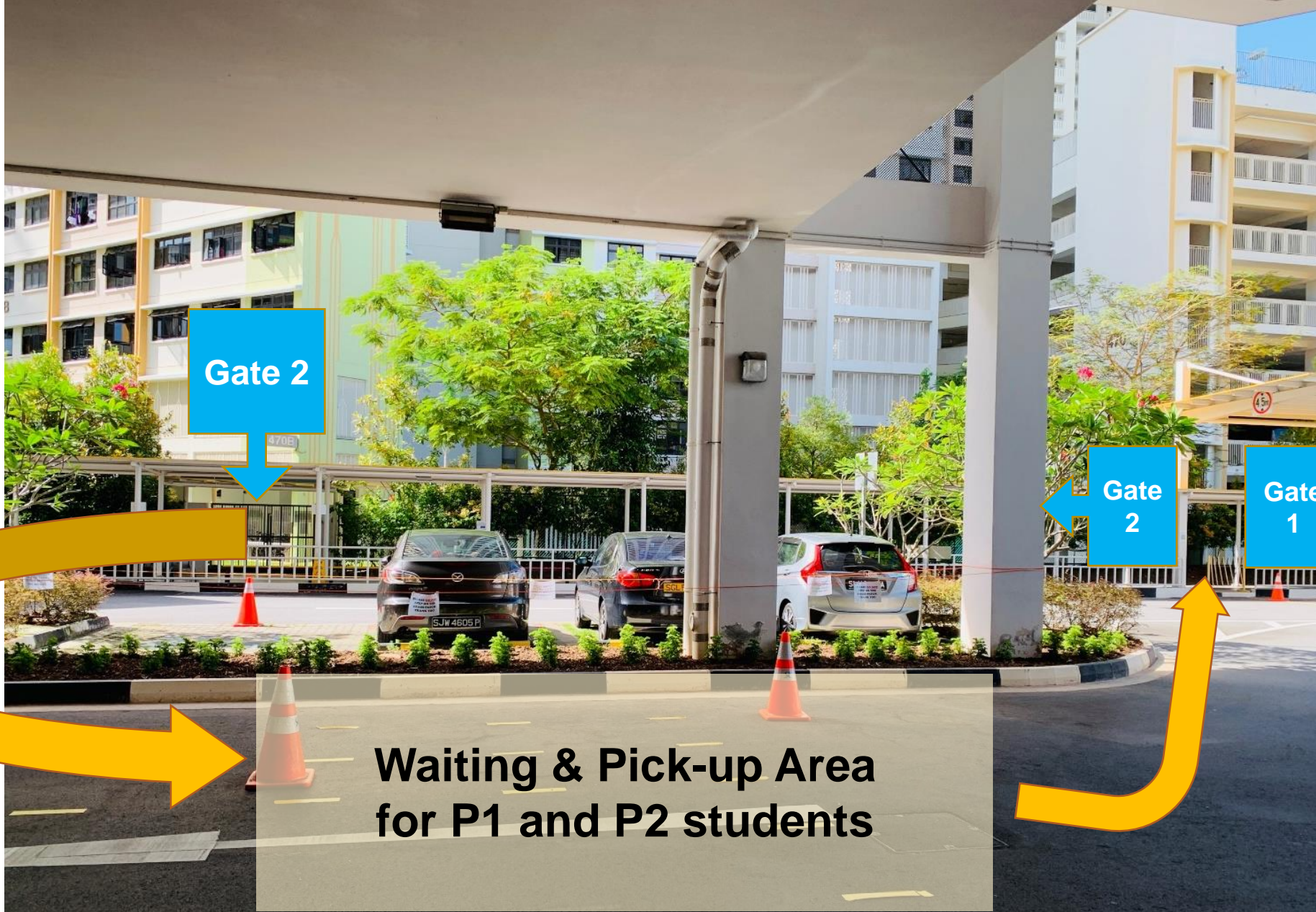


About **5 minutes before Dismissal Time at 1.20pm**, Gate 2 will be opened to allow **P1 Parents** to enter and move over to the Car Porch to wait for your children.

Please note that parents will NOT be allowed in beyond this point **UNTIL all (P1-6) students have been dismissed.**



**P1 & P2 Parents**



Gate 2

Gate 2

Gate 1

**Waiting & Pick-up Area  
for P1 and P2 students**

Kindly move in **this direction** to facilitate a swift pick-up and to avoid a jam along the common walkways/corridor.



4.5m

Gate 2

Gate 1

OUT

After picking your children up at the **Car Porch**, P1&2 Parents can proceed to the covered walkway and leave via Gate 1 or Gate 2.

IN

To better facilitate movements of Students & Parents during this peak period, kindly follow these directions in and out.

If Parents of P1&2 Students are **late**, you can expect to see your children **waiting here** with the teachers.

OUT

IN

OUT

IN

IN





**OUT**

**IN**

**Towards  
School  
Bus**

**Students taking the School Bus  
will be led to the buses waiting at  
the bus bay after all classes  
have been dismissed.**

# Dismissal of SCC students

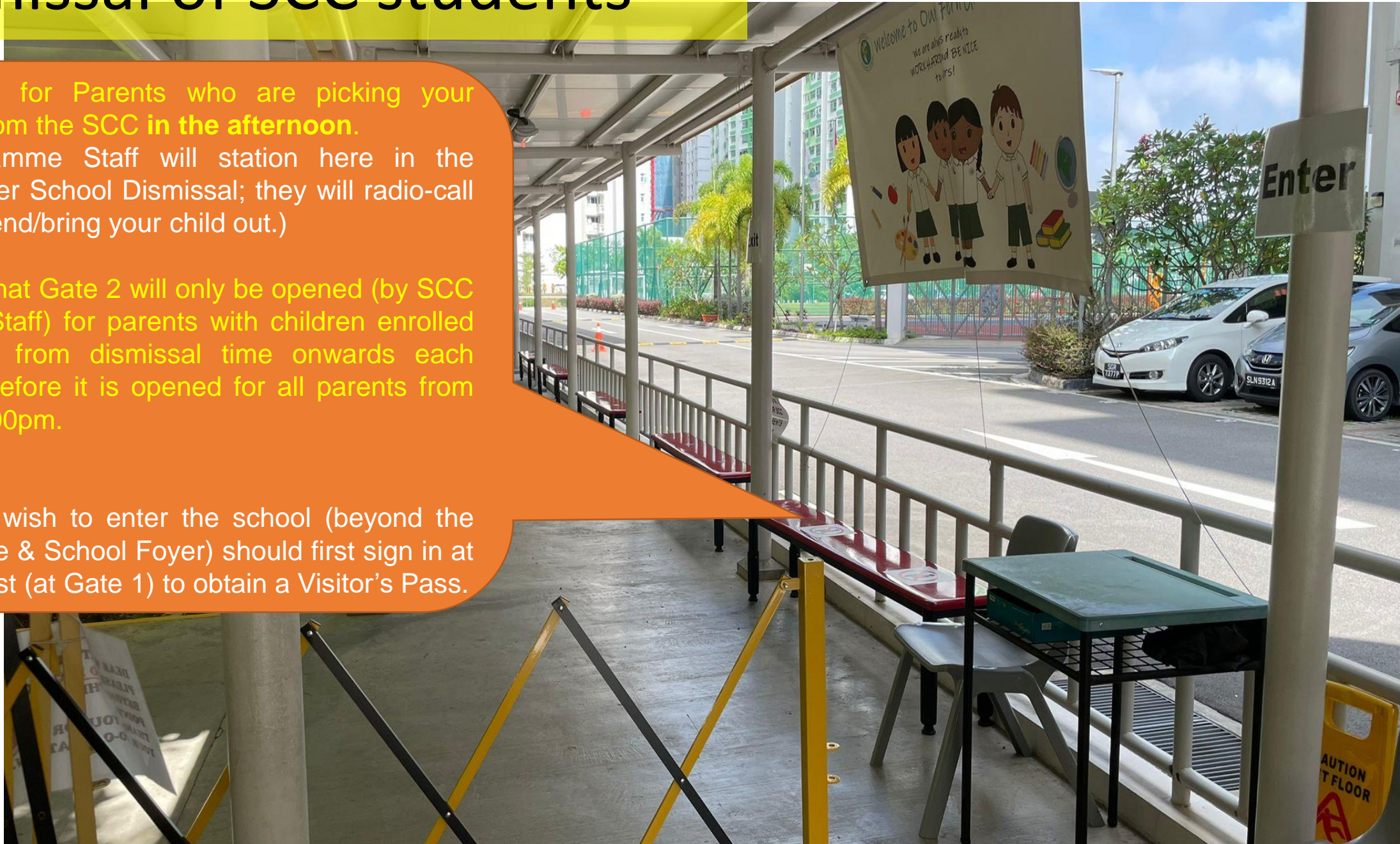
Waiting Area for Parents who are picking your children up from the SCC in the afternoon.

(SCC Programme Staff will station here in the afternoon, after School Dismissal; they will radio-call the SCC to send/bring your child out.)

Please note that Gate 2 will only be opened (by SCC Programme Staff) for parents with children enrolled in the SCC, from dismissal time onwards each school day, before it is opened for all parents from 5.45pm till 7.00pm.

NB:

Parents who wish to enter the school (beyond the General Office & School Foyer) should first sign in at the Guard Post (at Gate 1) to obtain a Visitor's Pass.

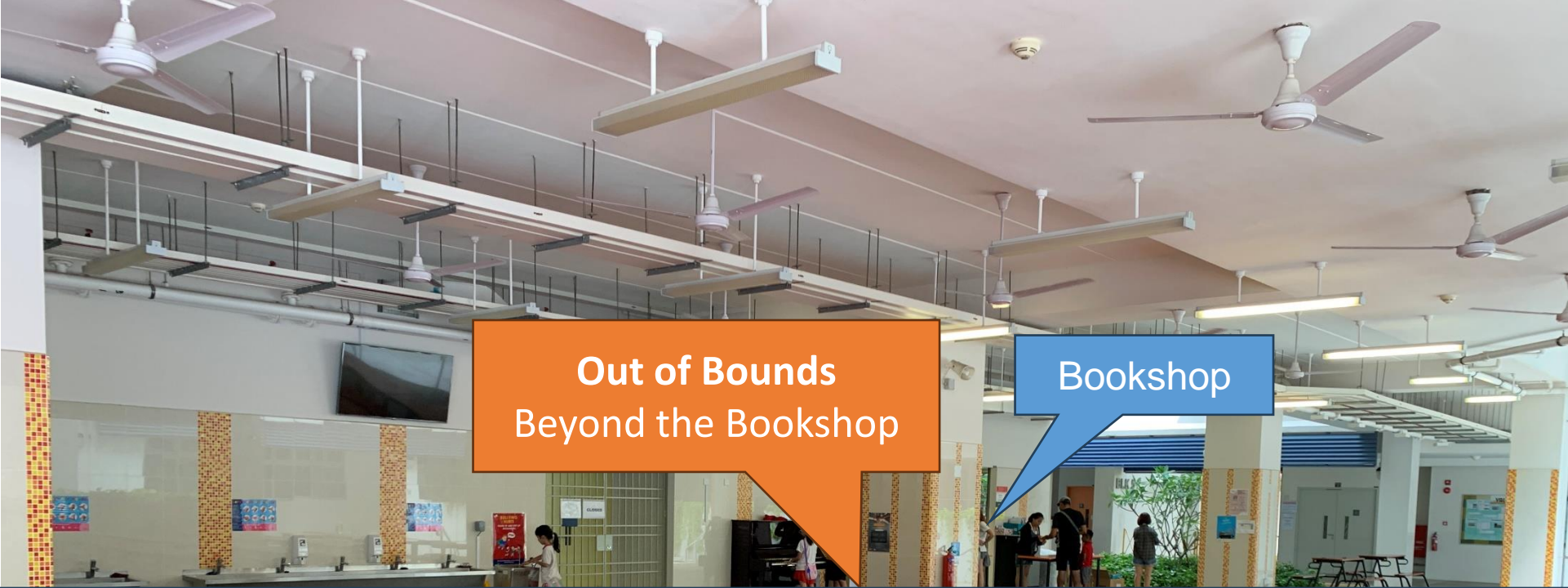




# Gentle Reminder



Parents who wish to enter the school after school dismissal will have to wait till all students/classes have been dismissed.



**Out of Bounds  
Beyond the Bookshop**

**Bookshop**

**Kindly note that  
Canteen Areas are Out of Bounds  
to parents & visitors**

# During the Orientation Period

Adapting to the  
new school  
environment



School Values

Life skills

Phonics

Bridge learning  
gaps

Recess Buddy


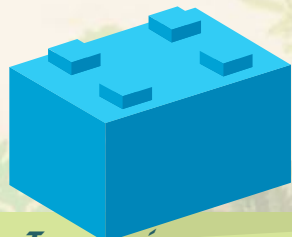
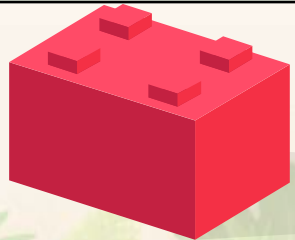


# Orientation Group Form Teachers



Fern Green


<b>Black</b>	<b>Blue</b>	<b>Green</b>	<b>Orange</b>
Ms Lily Yew Mdm Chow Jee Soon	Miss Nuha Mdm Lee Siew Hoon	Mdm Nur Aitqah Mr Tan Di Jie	Miss Clarice Lim Mrs Tay-Tan Jia Li
<b>Pink</b>	<b>Purple</b>	<b>Red</b>	<b>Yellow</b>
Mdm Maheswari Mr Alfred	Mdm Suzana Ms Lim Soo Liam	Ms Serene Khoo Miss Toh Wei Ting	Miss Gan Jumi Mrs Nathan



*Reflective Inquirers, Aspiring Advocates, Steadfast Leaders*



# Communication Channels

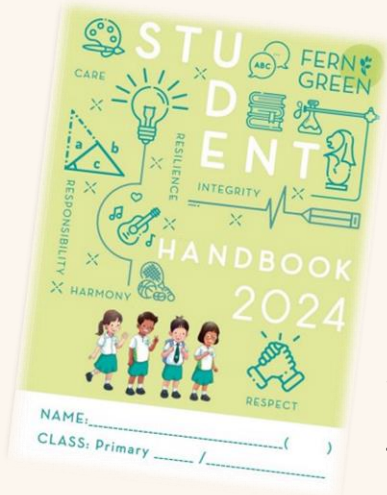


*Reflective Inquirers, Aspiring Advocates, Steadfast Leaders*

# Communication Channels



Fern Green




## Handbook

Write your message in the handbook and get your child to show it to the teacher

## ClassDojo App

Drop the teacher a message in Class Dojo App






## General Office (68343100)

Recommended for important / urgent messages





Fern Green



# E-Learning

*Reflective Inquirers, Aspiring Advocates, Steadfast Leaders*

# E-Learning – Student Learning Space (SLS)



Fern Green



The format of the username is a combination of the **first 5 characters of your child's name**, the **last 4 digits** and the **letter** of his/her NRIC/FIN/BC, e.g.

Name: Lim YiTing Rachel

BC: TXX01234Z

Username will be **LIMYI1234Z**

<https://www.learning.moe.edu.sg/login-troubleshooting/authentication/login-with-mims-student/>


*Reflective Inquirers, Aspiring Advocates, Steadfast Leaders*





**Dear  
Child...**


# SURPRISE!



- From 3 January onwards, your child/ward will be reporting to school on their own.
- Your handwritten note will be given to him/her as a surprise tomorrow to assure and motivate him/her!



## SOME GUIDELINES...



- Use simple words that your child/ward can read 😊
- You may write in other languages as well
- You may add a drawing of your child/ward's favourite food / animal / character to put a smile on his/her face



# Writing an encouragement note to your child...





Fern Green

# THANK YOU!

*Reflective Inquirers, Aspiring Advocates, Steadfast Leaders*